




Instruction manual

PRECAUTIONS:

- Do not ingest.
- Keep away from children.
- Do not release into the environment.

INSTRUCTIONS:



Wash with **CARPRO Reset**, decontaminate, and polish with **CARPRO Reflect**.

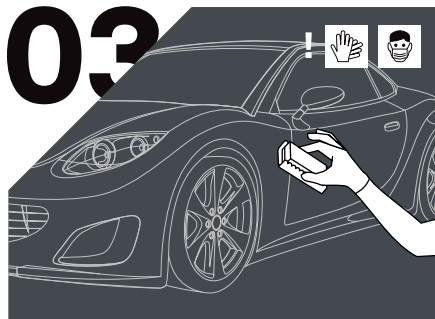
If heavier cut is needed, you may start with **ClearCut**.

Wipe down with **Eraser** (vehicle must be 100% dry and free of moisture).




Drag two lines of **Gliss** across length of suede wrapped applicator.

Add more product to applicator as needed to keep a wet, even application.

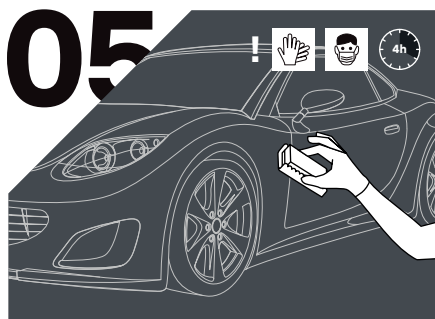


Apply evenly across surface, approximately 50cm x 50cm section at a time. (Any overlap from one section to the next must be coated within a couple minutes for even application).



Gliss will flash fast and when a white haze forms, immediately wipe off all excess using a microfiber towel.

If haze is left on too long then reapply and immediately wipe off. When layering: **wait 1 hour between coats.**



If used as top coat, **Gliss** may be applied >4 hours after **CQUARTZ** coatings.

If IR-cured, **Gliss** may be applied 45 minutes after **CQUARTZ** application.



Keep surface dry for at least one hour after application. Wipe any water off the surface during the first 24 hours after application. Avoid detergents and chemicals for 5-7 days after application.