




# Instruction manual

## PRECAUTIONS:

- Do not use on any surface that cannot be polished until you have mastered the correct application and have proper lighting to do so.
- Do not apply to a surface that is not 100% clean and oil free.
- Adheres best to PVC, PU, and TPU films / wraps.
- Work in a ventilated area.
- Test the product on an inconspicuous area before applying.
- Keep away from children

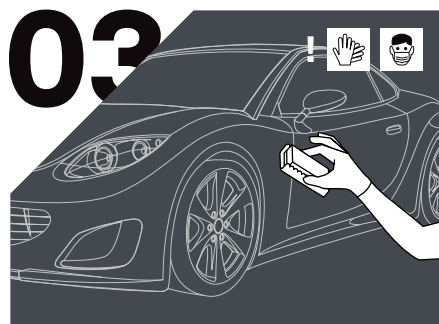
## INSTRUCTIONS:



Use **CARPRO Eraser** and prepare the surface to be completely free of oils and contaminants.




Shake well and apply a few drops to a suede MF wrapped around the provided applicator.

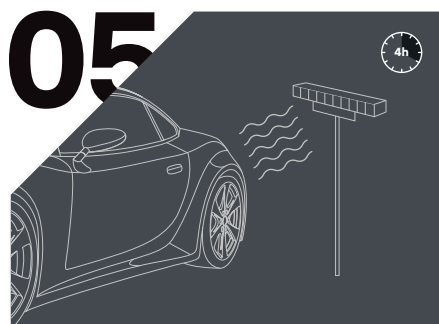


Apply **CQUARTZ Skin** over the surface in an even criss-cross layer approximately 50cm x 50cm sections at a time.


Work the coat in to be flat without high spots.



Let flash for **2-3 min** and wipe off using a **CARPRO 2Face MF towel**.



For best performance apply 2 layers, where the 2nd can be applied after 4 hours or immediately if baked with IR lights (where applicable).



Keep out of the elements for **24 hours**.

Do not subject to chemicals for **3-5 days minimum**.

